



# Plateflow® Plate & Frame Heat Exchangers

EFFICIENT HEAT TRANSFER. COMPACT DESIGN.

Standard 

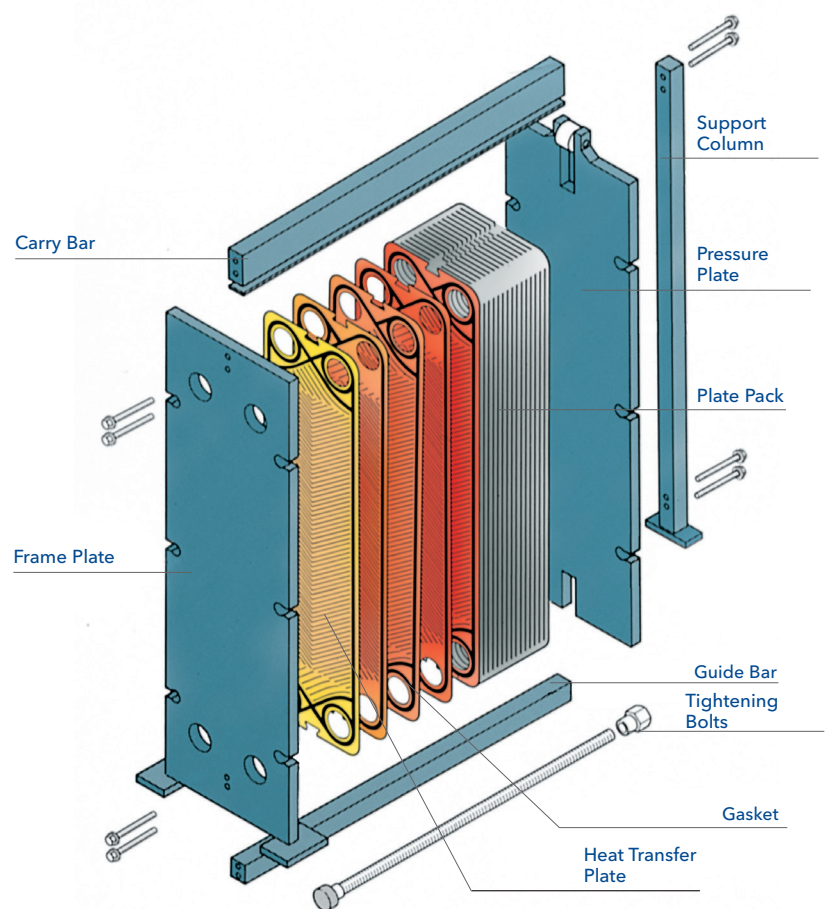
a **xylem** brand

# Exceptional Choice

No other technology is more compact, efficient, or flexible than Plateflow.

## Easy to install and maintain

- Easy to install and move
- Readily expandable and easy to inspect or clean
- Opening or closing the unit typically does not require disconnecting the piping
- Plateflow has vertical flow, so inlet and outlet connections are above and below each other and on the same plane for easy installation
- Tightening bolt design allows opening and closing the unit from frame plate
- Studded connections withstand higher piping loads than nozzles
- With studded connection no welding is required





# Compact Design

**BIG ON HEAT TRANSFER.  
SMALL ON SPACE.**



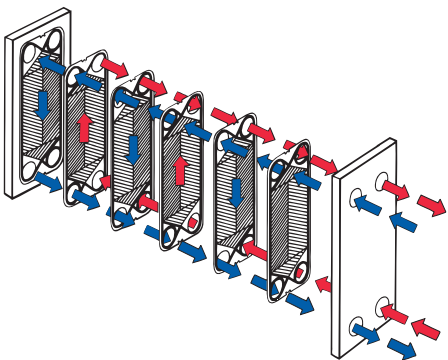
Plateflow heat exchangers provide more heat transfer in less space.

The Plateflow design is compact and efficient.

- Plateflow models have higher surface area to volume ratios than conventional shell and tube heat exchangers.
- Plateflow offers superior heat transfer coefficients compared to shell and tube heat exchangers. This is obtained through the unique plate designs that generate high turbulence.
- Plateflow offers “true” countercurrent flow. This maximizes the mean temperature difference between the fluids.

These attributes allow Plateflow to perform with one-third to one-fifth the surface area of a conventional shell and tube heat exchanger for the same application. The superior heat transfer capabilities make Plateflow an exceptional choice for heat transfer applications like heat recovery, applications with viscous fluids and large temperature cross situations. *Standard Xchange offers a numerous choice of models and options to suit your particular heat transfer requirements.*

## HOW PLATEFLOW WORKS.



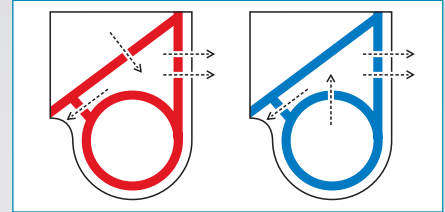
Plateflow uses a combination of chevron-style heat transfer plates sequenced between a frame plate and pressure plate. The heat transfer plates have holes at the four corners. These holes form a header that distributes the respective fluids to the opposite sides of each plate when the plates align. The fluids are confined to the heat transfer surface of the plate or the port as appropriate with elastomer gaskets.

Countercurrent flow is obtained with a given fluid traveling up one side of a plate and the other fluid down the opposite side of the plate. The plate's chevron patterns create metal to metal contact points between adjacent plates for added strength. This allows differential pressures equal to the design pressure. The entire assembly is held together with tightening bolts. Carry and guide bars are used to obtain the proper alignment. The Plateflow design is extremely flexible.

# GASKETS

## LOW MAINTENANCE.

Plateflow models include a one-piece molded gasket. This standard gasket is designed with two rings to confine each fluid to the appropriate port region of the plate, a field region of the gasket to confine the fluid to the heat transfer area of the plate and a vented region in between. This design creates a double gasket with a leak path to atmosphere through the vented region to prevent any cross contamination of the fluids due to a gasket failure. A leak due to a gasket failure is detected as a leak to atmosphere prior to any chance for cross contamination. Standard Xchange offers various options of glueless gaskets as well as glued gaskets.



• Double gasketing prevents cross-contamination.



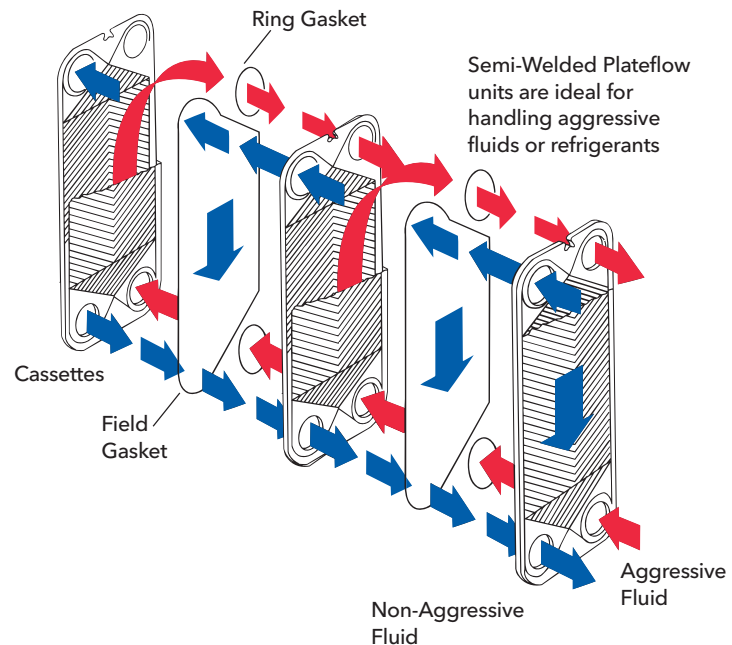
• Glueless gasket option.

# WELDED PLATE

## HEAVY DUTY.

The semi-welded Plateflow design expands the application envelope of plate heat transfer technology to applications that are aggressive to standard elastomers and other applications where leak prevention is critical.

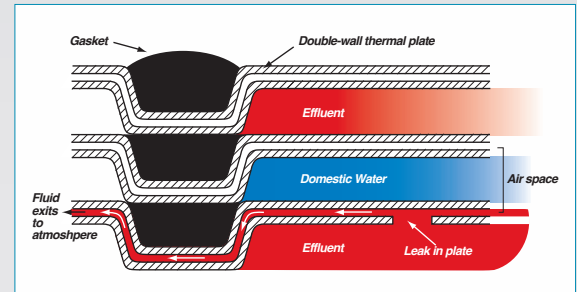
The semi-welded Plateflow design utilizes two plates laser welded together to form a cassette. The cassettes form channels within which the welded-side fluid flows. Two ring gaskets and a field gasket are used between adjacent cassettes in the same fashion as gasket in the standard Plateflow design. The ring gaskets confine the welded side fluid between the adjacent cassettes and can be made of Chloroprene or a more traditional elastomer gasket. The design eliminates the welded-side's exposed gasket surface by approximately 90%. The semi-welded Plateflow is exceptional for refrigerant, aggressive chemical, or any applications where reducing the fluid's contact with elastomers is desired.



# DOUBLE-WALL

## BUILT FOR PROTECTION.

The nature of the basic Plateflow design includes a double gasketing feature for extra protection against gasket failure. With double-wall units, that additional protection is extended to guard against plate failure as well. Two plates are positioned together with a unique sealing mechanism at the port holes to form one assembly with an air space between the plates. This unique feature protects against contamination of one fluid by another. If one of the plates should corrode and develop a leak, the fluid would enter the air space and exit to the atmosphere, instead of entering the opposing passageway.

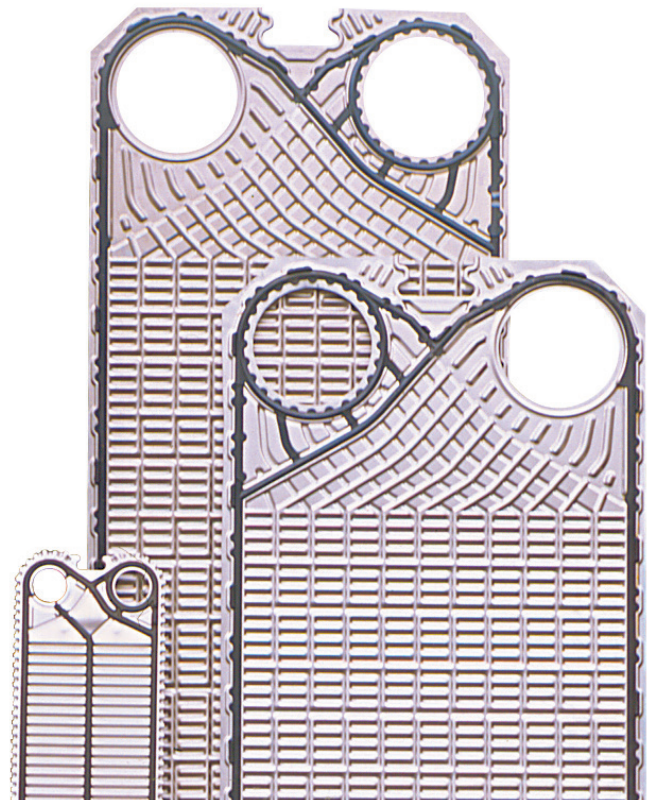


# FREE-FLOW

## WORRY FREE.

Free-flow units offer the same features of basic Plateflow models, with the added benefit of exceptional clog-resistance for high-fiber or coarse-fiber applications.

The Standard Xchange Free-flow models feature minimum or no metal-to-metal contact points between adjacent plates to reduce points for particles to catch on the plates. Free-flow models can handle fluids with particulate, pulp or fibrous materials up to 6 mm in diameter and 5 mm long. The free-flow feature is ideal for heat reclamation in pulp and paper or chemical processing, where wash water, white water, fibrous water slurries or high viscosity fluids are used.



# Versatility

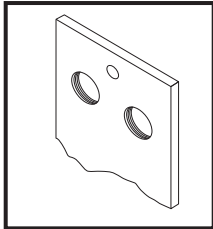
## Adaptable Construction

A wide variety of plate construction materials are available, including 304 or 316 Stainless Steel, Titanium, Hastelloy®, Incolloy®, and other metals. Various connection types are available to match the application requirements. Gasketed, semi-welded, double wall, and free flow plates are designed to meet a wide variety of applications.

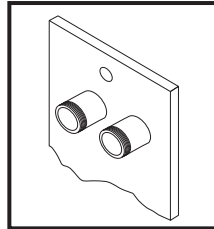
### TECHNICAL DATA

<b>PERFORMANCE: MAXIMUM FLOWRATE (GPM)</b>	30,000 GPM
<b>MAX. HEAT TRANSFER AREA (Sq. Ft.)</b>	Up to 50,000 Sq. Ft.
<b>CONNECTIONS: NPT NOZZLES-SIZE (Inches)</b>	1 Inch to 2.5 Inch
<b>CONNECTIONS: ANSI STUDDER-SIZE (Inches)</b>	3 Inch to 24 Inch
<b>FRAME MATERIALS</b>	Primed and Epoxy Coated Carbon Steel
<b>PLATE MATERIALS</b>	Stainless Steel, Titanium, Hastelloy, Other Higher Alloys
<b>GASKET MATERIALS</b>	Nitrile, EPDM, Viton™
<b>FRAME DESIGN PRESSURE</b>	150 psi and 300 psi Standard. Up to 450 psi by request.
<b>DESIGN TEMPERATURES</b>	- 31°F to 338°F
<b>BOLTING MATERIALS</b>	Zinc Plated Carbon Steel, Options Available
<b>PLATE PACK SHROUD</b>	Aluminum with Option for Stainless Steel

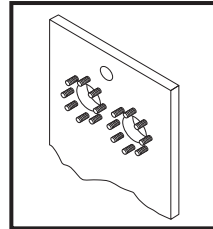
## MULTIPLE CONNECTION TYPES



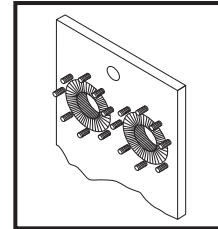
Standard threaded connection.



Threaded connection with alloy nozzle.

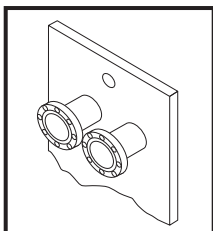


Standard studded connection.

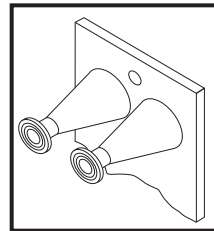


Studded connection with alloy lining.

## OPTIONAL



Flanged connection.

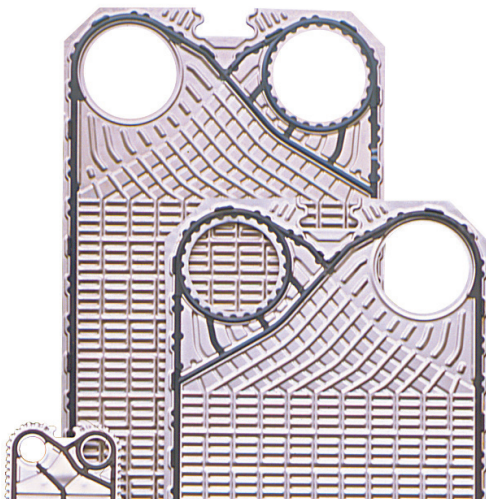


Sanitary Quick-Disconnect nozzle.

## OTHER CONNECTION TYPES AVAILABLE UPON REQUEST.

## ADVANCED SOLUTIONS

The Plateflow gasketed plate heat exchanger is designed to meet industry requirements. Web based computerized thermal design software provides the optimal solution. Standard Xchange offers one of the broadest ranges of models for plate and frame heat exchangers to meet your application needs.




## Industry Codes Available

- ASME Section VIII Division 1 with U-1 Stamp Construction
- ASME Section III with N Stamp Construction
- Canadian CRN
- EC Pressure Equipment Directive
- China ML
- Brazil NR-13
- API 662
- ASCE-7, IBC, UBC
- AHRI Standard 400
- Others Upon Request



# Models of Efficiency



## **CENTURY SERIES®**

Engineered/  
customized heat  
exchangers for  
process and other  
heating/cooling  
applications.



## **BRAZEPAK®**

Brazed plate  
heat exchanger.



## **PLATEFLOW®**

Gasketed plate  
& frame heat  
exchanger.



## **AIREX® AND FANEX®**

Air/oil, air/air,  
or air/water  
heat exchangers.



## **PRE-ENGINEERED SERIES**

BCF®/SSCF®/  
SX2000®/B300®  
Pre-engineered  
shell and tube  
heat exchanger.

## Xylem |'zīləm|

- 1) The tissue in plants that brings water upward from the roots;
- 2) a leading global water technology company.

We're a global team unified in a common purpose: creating advanced technology solutions to the world's water challenges. Developing new technologies that will improve the way water is used, conserved, and re-used in the future is central to our work. Our products and services move, treat, analyze, monitor and return water to the environment, in public utility, industrial, residential and commercial building services settings. Xylem also provides a leading portfolio of smart metering, network technologies and advanced analytics solutions for water, electric and gas utilities. In more than 150 countries, we have strong, long-standing relationships with customers who know us for our powerful combination of leading product brands and applications expertise with a strong focus on developing comprehensive, sustainable solutions.

**For more information on how Xylem can help you, go to [www.xyleminc.com](http://www.xyleminc.com)**



Xylem  
[www.xylem.com/standardxchange](http://www.xylem.com/standardxchange)

Standard Xchange is a trademark of Xylem Inc. or  
one of its subsidiaries.  
© 2018 Xylem Inc. 104-75 August 2018